The importance of talk

- Learn new words
- Practise saying and hearing new words
- Understand our world and make meaning
- Helps to talk about what we are thinking
- With writing –talking about what we want to write first helps us think about what we will write.



The power of talk

- Research shows more and more children are starting school with less and less vocabulary and more speech related problems.
- Talk leads to good communicators, readers and writers. The child who can clarify his thinking, express his ideas and persuade others will become an articulate adult.
- Children who speak clearly and have a range of vocabulary are usually the children who become better readers and writers.
- When do you provide talk opportunites at home?



How we can help with talking at home

- Have a quiet time everyday for talking
- Talk about current issues
- You can say what you did and how it made you feel and then encourage your child to do same.
- Talk about things you are looking forward to and plan something you can both look forward to.
- Things of interest
- Anything new – book, toy
- Story telling



The importance of reading

- Fiction
- Reading helps children to hear book language such as once upon a time, next, finally, suddenly, happily ever after, a long time ago etc.
- Helps them understand how a story works. Beginning, middle, end, problem, sorting out of the problem, hero, villains.
- This can then be used when writing their own stories.



The importance of reading...

- Non-Fiction
- Different to fiction
- Contents, index, information and facts. Different way of writing- different language.
- Reading these types of books will help when children want to write facts. Tends to be what boys like to write about.



Resources to support reading

- books – different types story books information books
- Story CD's, story tapes, rhyme CD's
- Magazines, comics
- Environmental print – Macdonalds, Asda!
- Reading on the internet – challenge find out about.....Listen to stories yout tube.



The importance of writing

- Why write?
- Writing is a way of recording thoughts

What do you think you need to know to be able to write? Parent activity



- 3 main skills and attitudes
- 1) Letter formation – how the letter is written will help later with joining up letters
- Muscle co-ordination, shoulder, wrist
- 2) Where to start- top/bottom, left/right
- 3) Think about a sentence – what to write, why do you need to write it?
- Remember the sentence whilst I am writing
- Capital letters. Finger spaces. Full stops
- Re-read the sentence to check it makes sense.



Enjoying writing – Being a writer

- What can you write with your child?
- Shopping list
- List of things to take on a journey
- Writing a book – a story
- Make a card for family member
- Write an email to a relative
- Special writing box with new and exciting writing materials
- Concertina books – beginning, middle, end
- Write a message
- Write a text.



Phonics

- Find sounds in books
- Find letters in books and write them
- Practise letter formation.
- Find High Frequency Words and tricky words in books and write them. Put them in a sentence. Make words and sentences with magnet letters
- Cut up words in a sentence and re-arrange again into a sentence.
- Label things they make at home. Write what they have made. Label drawers.

By end of Reception children need to be able to read and write phase 2, 3 and 4 tricky words and High Frequency words.



Children's writing samples 'Here is my mum'.



Children's writing samples

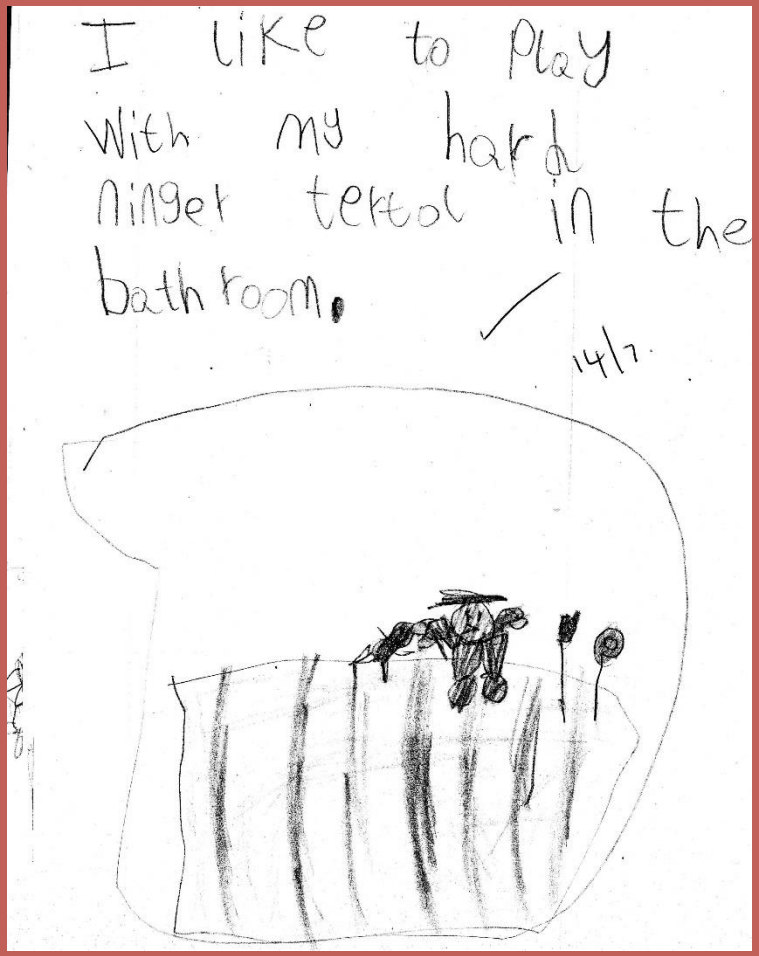

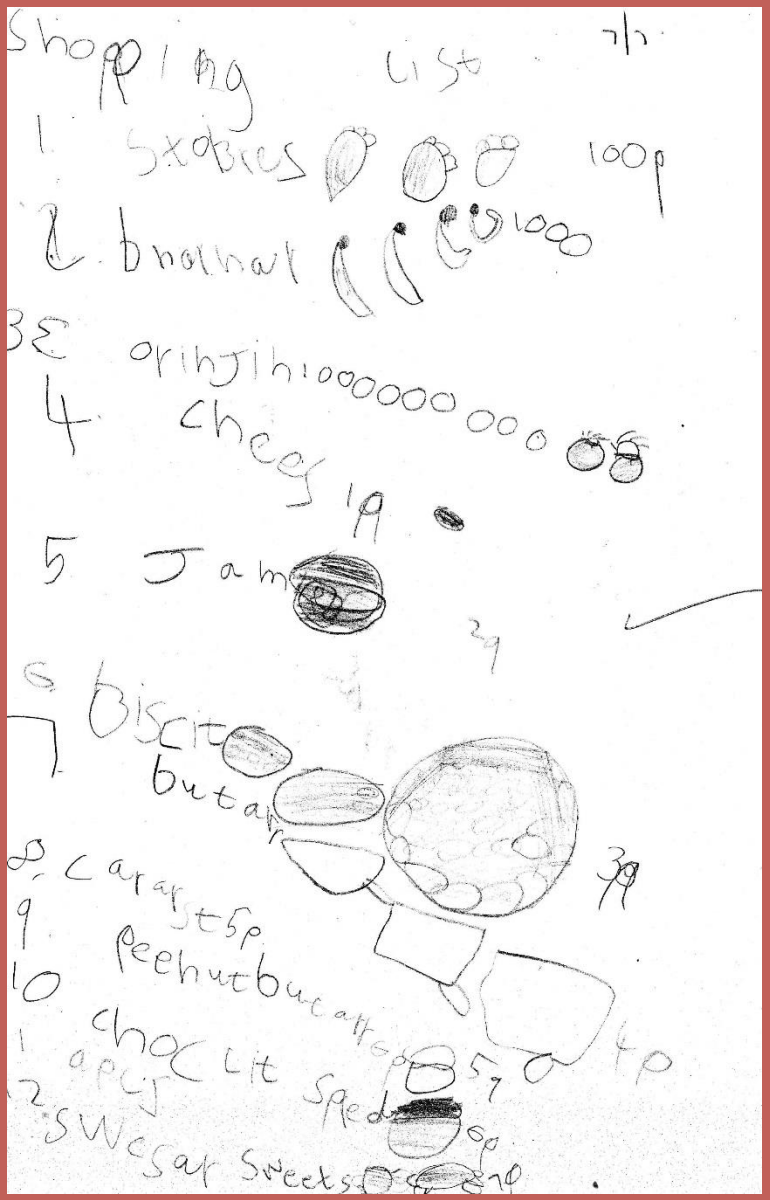
Shopping list
1 Stobres 100p
2 bnarnar 1000
3 orinjin 1000000000
4 chees 1p
5 Jam
6 biscit
7 butar
8 carar st 5p
9 peehutbucarr 6p
10 choc lit
1 apij
2 swesar sweets


Menu
Katya
caffe
muffins
fish and
chips
past and
pizer
sosis
hot

- Steps for writing
- Letter and number formation sheet
- Mark making – Encouraging writing
- Phonics booklets
- Wellington boots
- Next Parent workshop on Early Maths

